

# *Unit 6*

## **Preliminary Certificate Level Two**

*In this unit you will work towards a  
Level Two Preliminary Certificate  
and be assessed on:*

Playing pieces from standard music notation;

Playing pieces in two-part using the thumb;

Use a range of expression including **pp**, **mp**, **mf**, **ff**

Use changes of tone for expressive effect;

Play some simple rests and tied rhythms;

Play a tune that you haven't played before;

Play a range of simple chords;

Recognise the pulse of a piece of music as being in two  
or three time.

# Preliminary Certificate - Level 2 Guitar



Name: \_\_\_\_\_

School: \_\_\_\_\_

The Level 2 certificate is the third level of assessment for guitar players and builds upon the skills learned at foundation and level one. The instrumental teacher will give the Award, based on a combination of continuous assessment of the technical and musical points below and a simple assessment test.

## Technical and Musical Knowledge

1. I can play pieces from 'standard' music notation.
2. I can play pieces two-part pieces using my thumb.
3. I can play pieces with a wider range of expression - *pp*, *mp*, *mf*, *ff*
4. I can play rhythms that include simple rests and tied notes.
5. I can play some simple chords
6. I can produce different tones - *pont./sul rosa/nat.*
7. I can recognise and talk about musical words and symbols.


A) For the assessment test, candidates must;

1. Play three tunes, two from list A and one from list B.
  2. Play a chord song to an accompaniment.
  3. Clap the pulse of a piece of music and say if it is in two or three time.
2. Complete one of the following:
- Play a tune they haven't played before (sight reading)
  - Clap back a simple rhythm including rests and simple ties



Teacher's signature: \_\_\_\_\_

Date: \_\_\_\_\_  
\_\_\_\_\_

LIST A

# Yankee Doodle

Traditional American

Moderato

Musical notation for the first five measures of 'Yankee Doodle'. The piece is in 4/4 time and G major. The first four measures are marked *mf* and the fifth measure is marked *mp*. The fifth measure is also marked *pont.* and *nat.*. The sixth measure is marked *mf* and *rall.*

# Oh When The Saints

Traditional

Allegro

Musical notation for the first nine measures of 'Oh When The Saints'. The piece is in 4/4 time and G major. The first measure is marked *mp*, the second *mf*, and the third *f*. The fourth measure is marked *mp*. The fifth measure is marked *ff*. The sixth measure is marked *mp*. The seventh measure is marked *ff*. The eighth measure is marked *ff*. The ninth measure is marked *rall.*

# La Bergamasca

Moderato

Elizabethan Dance

1  
*nat.* *pont.*

5  
*sul rosa* *nat.*

# Titanic Theme

Allegretto

James Horner

1  
*mp*

5  
*mp*

9  
*mf*

13  
*mf* *pont. first time then sul rosa for repeat.* 1.

17  
*mf* 2. *rall. on repeat*

# Exercise

Musical notation for Exercise, measures 1-8. The piece is in 4/4 time. The first four measures (measures 1-4) feature a treble clef with a key signature of one flat (B-flat). The melody consists of quarter notes on the notes G4, A4, B4, and C5. The bass line consists of half notes on the notes G3, F3, E3, and D3. A finger number '0' is written above the first note. The next four measures (measures 5-8) feature a treble clef with a key signature of one flat. The melody consists of quarter notes on the notes G4, A4, B4, and C5. The bass line consists of half notes on the notes G3, F3, E3, and D3. A finger number '5' is written above the first note. The piece ends with a double bar line and repeat dots.

## LIST B

### Autumn Daze

Andante

Musical notation for Autumn Daze, measures 1-8. The piece is in 3/4 time. The first four measures (measures 1-4) feature a treble clef with a key signature of one flat (B-flat). The melody consists of quarter notes on the notes G4, A4, B4, and C5. The bass line consists of half notes on the notes G3, F3, E3, and D3. A finger number '0' is written above the first note, and a finger number '1' is written above the second note. The next four measures (measures 5-8) feature a treble clef with a key signature of one flat. The melody consists of quarter notes on the notes G4, A4, B4, and C5. The bass line consists of half notes on the notes G3, F3, E3, and D3. A finger number '5' is written above the first note, and a finger number '3' is written above the third note. The piece ends with a double bar line and repeat dots. Dynamics include *f* (forte) and *p* (piano).

### Quaver Count

Moderato

Musical notation for Quaver Count, measures 1-8. The piece is in 2/4 time. The first four measures (measures 1-4) feature a treble clef with a key signature of one flat (B-flat). The melody consists of eighth notes on the notes G4, A4, B4, and C5. The bass line consists of half notes on the notes G3, F3, E3, and D3. A finger number '0' is written above the first note, and finger numbers '1' and '3' are written above the second and third notes. The next four measures (measures 5-8) feature a treble clef with a key signature of one flat. The melody consists of eighth notes on the notes G4, A4, B4, and C5. The bass line consists of half notes on the notes G3, F3, E3, and D3. A finger number '5' is written above the first note, and finger numbers '1' and '3' are written above the second and third notes. The piece ends with a double bar line and repeat dots. Dynamics include *pp* (pianissimo) and *mf* (mezzo-forte).

# Spanish Night

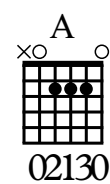
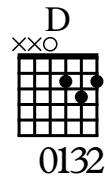
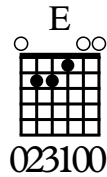
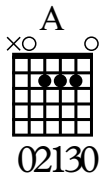
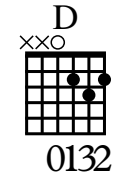
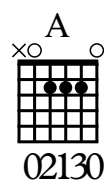
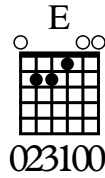
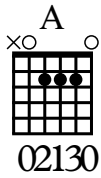
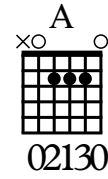
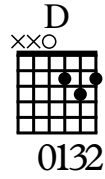
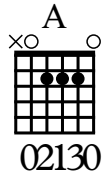
Andrew Leach

Andante

The musical score is written for guitar and piano. It begins in the key of G major and 3/4 time. The tempo is marked 'Andante'. The guitar part starts with a treble clef and a key signature of one sharp (F#). The piano part is written in bass clef. The score consists of several systems of music. The first system shows the guitar playing a melodic line with fingerings 1, 3, 0, 1, 3 and the piano playing a bass line with a dynamic marking of *p*. The second system continues the melodic and bass lines. The third system features a double bar line and a repeat sign. The fourth system continues the piece. The fifth system includes a dynamic marking of *f* for the guitar and *p* for the piano. The sixth system contains two first endings, labeled '1.' and '2.', with a 'rall.' (ritardando) marking. The guitar part in the first ending has a fermata over the final note, and the piano part has a fermata over the final note. The second ending leads to a final cadence.


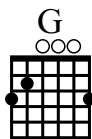
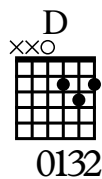
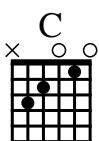
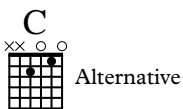

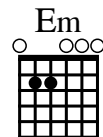
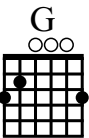
# Three Little Birds

Words and Music by Bob Marley



# Stand By Me

Ben E. King





You will also have to choose to either sight-read a short piece of music, clap back a rhythm or make up your own tune to a given rhythm. Below are examples of each of these for you to try out at home. Aim to complete one example everytime you practice.


## A. Sight-reading - Practice

**Sight-reading** simply means to play some music you haven't played before. Below are some examples. First **look at it** and try to clap the rhythm. **Then think your way through the piece** trying to imagine which fingers you are going to use. Finally, **look for any patterns in the music** - such as places where the notes follow our musical alphabet. When you feel confident try to read through the piece once, keeping a steady pulse.

1. 

2. 



3. 

## C. Clap a Rhythm

Prepare to clap these rhythms back to your teacher keeping the pulse.

1. 

2. 

3. 